

Global Market Profile

GERMANY



March 2024

Introduction

- Tourism Economics forecasts domestic leisure visitation will account for \$101B in spending in California in 2024 and international visitation will account for \$29B in spending in the state.
- In this highly competitive environment for tourism dollars and with travel demand normalizing, effective global marketing is critical to California achieving these spending numbers which requires a deep knowledge of the domestic and international markets that drive tourism spending in the state. This includes an understanding of the audience of travelers most likely to visit California in the next year.
- The **Global Market Profile** report has been developed by Visit California Research to provide the organization and the state's tourism industry with insights on California's domestic market and thirteen opportunity international markets through detailed market landscapes as well as highly targeted audience profiles and traveler behavior insights.

Market Landscape:



Audience Insights:



California Traveler & Trip Details:

- **Market Landscape** includes foundational intelligence from Visit California:
 - Visitation and Spending Forecasts
 - Airlift Recovery (flights and seats)
 - Arrival Numbers & California Market Share
 - Consumer travel intent and barriers
- **Audience Insights** includes a profile of target travelers, including:
 - Description and size of Audience Target
 - Demographic profile
 - General travel planning behavior
 - General trip spending
 - Advertising and sports preferences
- **California Traveler & Trip Details** includes details about visitors to California from the past year, including:
 - Trip purpose
 - First/Repeat visitation
 - Destinations visited
 - Travel party, accommodations, activities and expenditures

Methodology & Sources

- The report contains three sections:
 - The **Market Landscape** section is sourced from Visit California's key research partners, including Tourism Economics, NTTO, CIC Research, Cirium and YouGov.
 - The **Audience Insights** section is sourced from YouGov's Global Travel Profiles which tracks travel-related sentiment and behavior in over 25 global markets, including all thirteen Visit California opportunity markets. Panelists are surveyed on preferred trip types, booking methods, accommodation preferences, and advertising perceptions.
 - The audience profile is built on a segmentation of consumers planning international leisure travel in the next 12 months and are considering California as a destination.* The profiles provide insights into those travelers most likely to visit the state.
 - The **California Traveler and Trip Characteristic** section provides information on trips that included a stay in California from the Survey of International Air Travelers (SIAT).



Market Landscape

Country Profile

Germany



POPULATION: *

83.3M

EXCHANGE RATE: **

Local currency to USD dollar

0.9

GROSS DOMESTIC PRODUCT (GDP):

Annual % chg ***

-0.1%

INFLATION RATE:

Annual % chg ****

6.2%

* www.worldometers.info, 2023

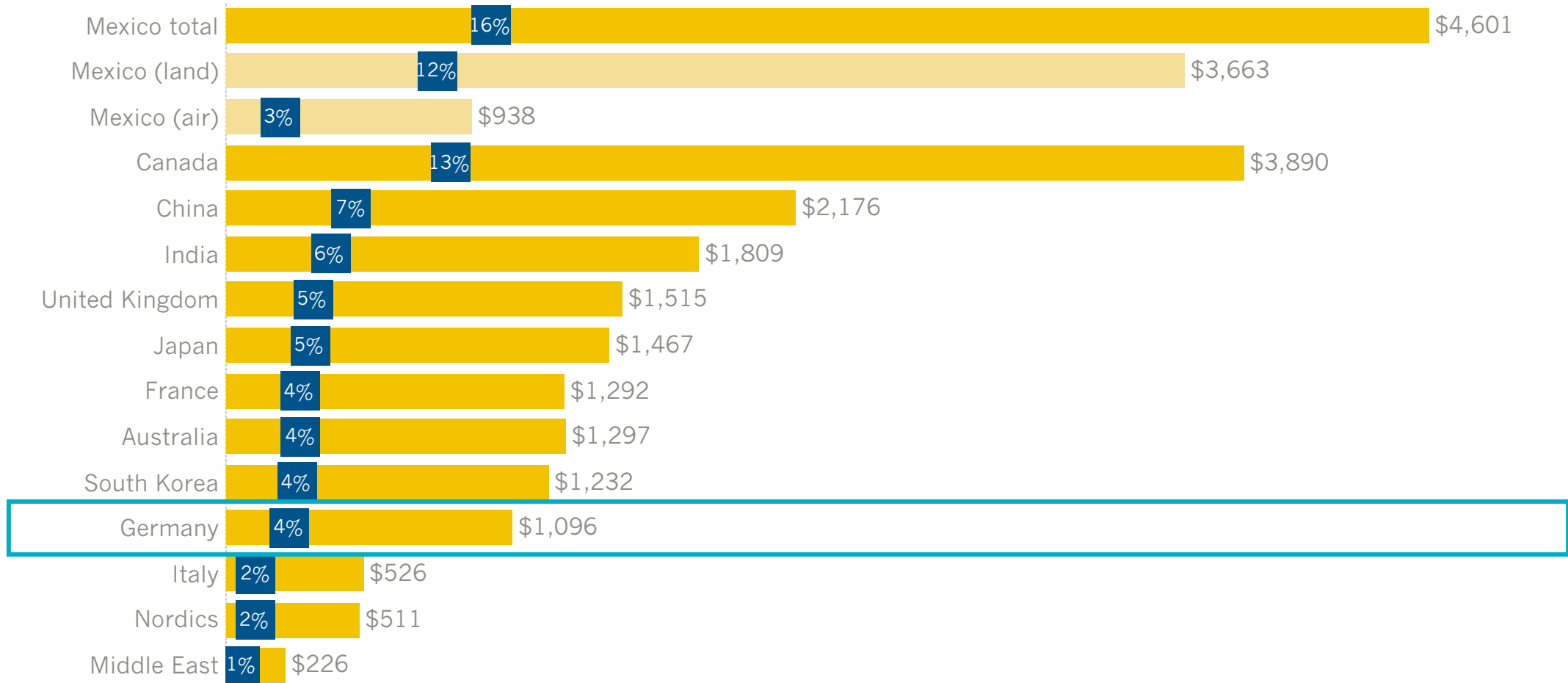
** www.x-rates.com, Feb 2024

*** www.imf.org, 2023

**** www.imf.org, 2023

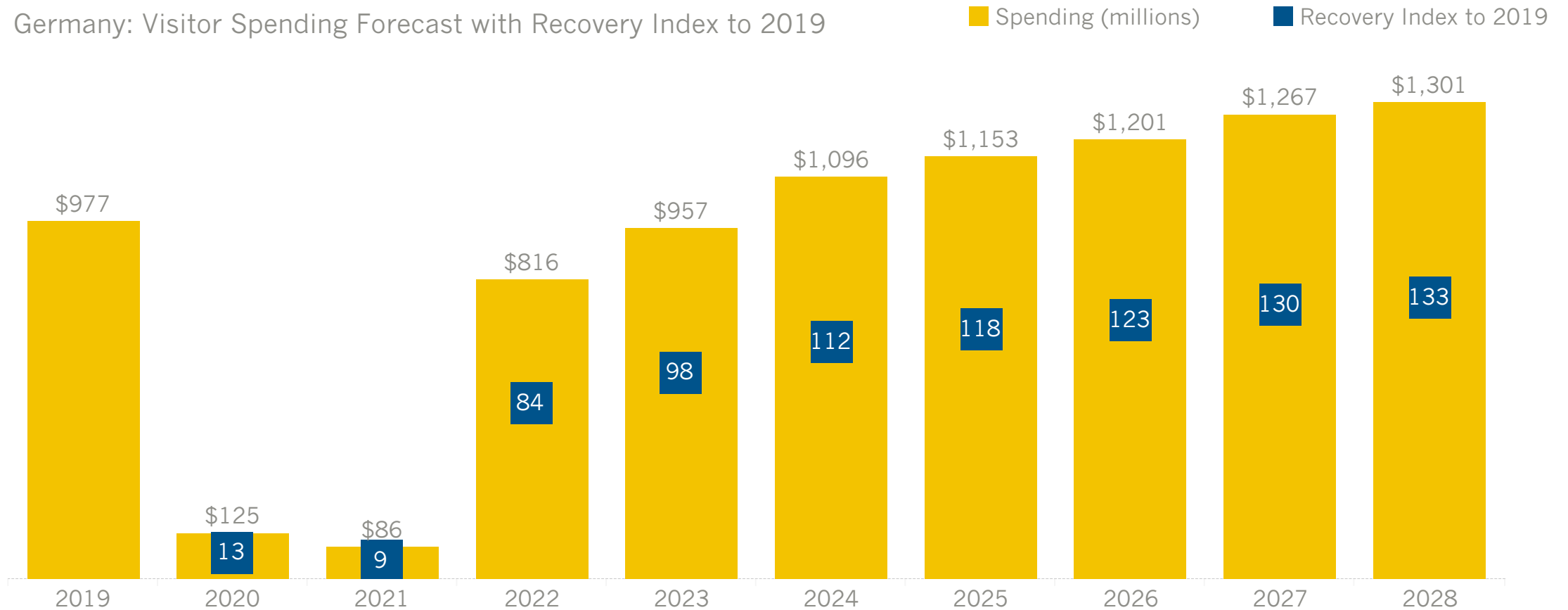
Forecast: Visitor Spending by Market (2024)

The chart below shows California's visitor spending forecast for the state's 14 target markets and share of total international spending in the state.



Forecast: Visitor Spending

The chart below shows the state's visitor spending forecast and the recovery index for the focus market.



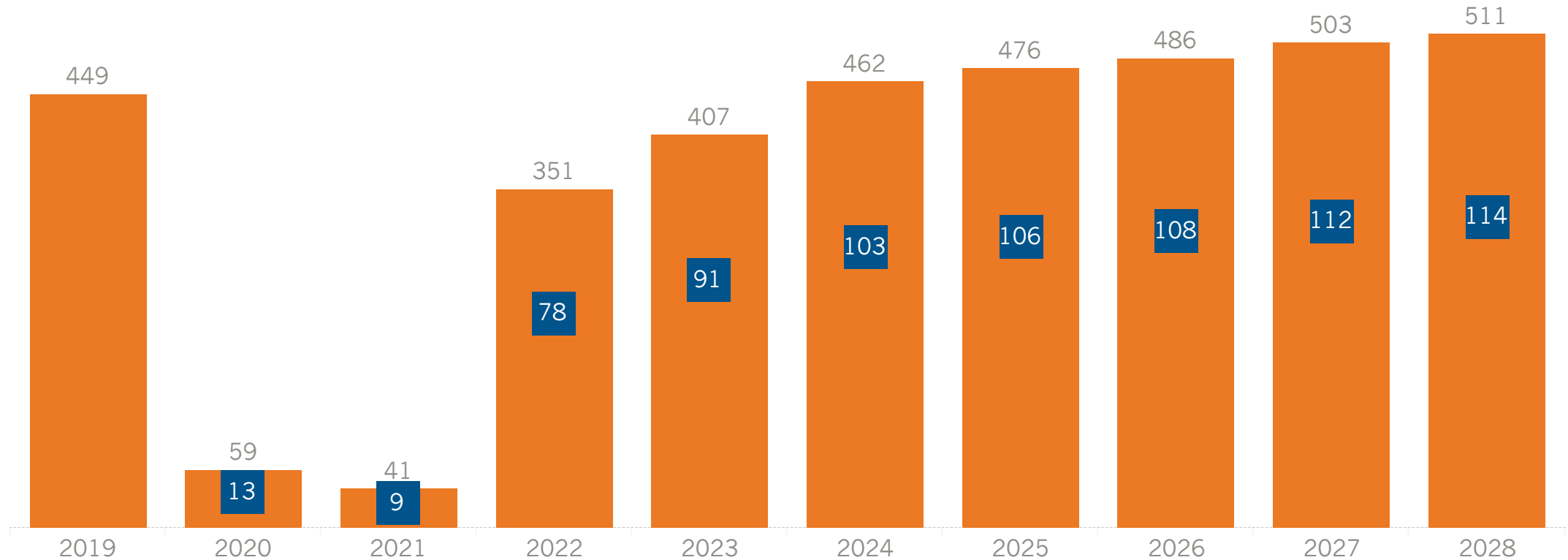
Forecast: Visitor Volume

The chart below shows the state's visitation forecast and recovery index for the focus market.

Germany: Visitation Forecast with Recovery Index to 2019

■ Visitation (thousands)

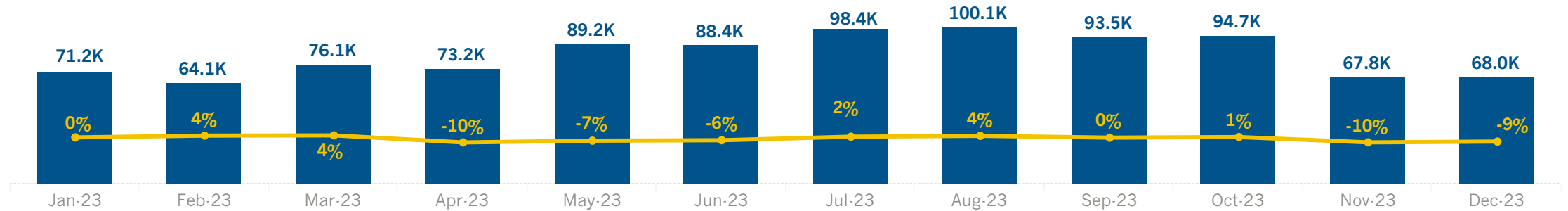
■ Recovery Index to 2019



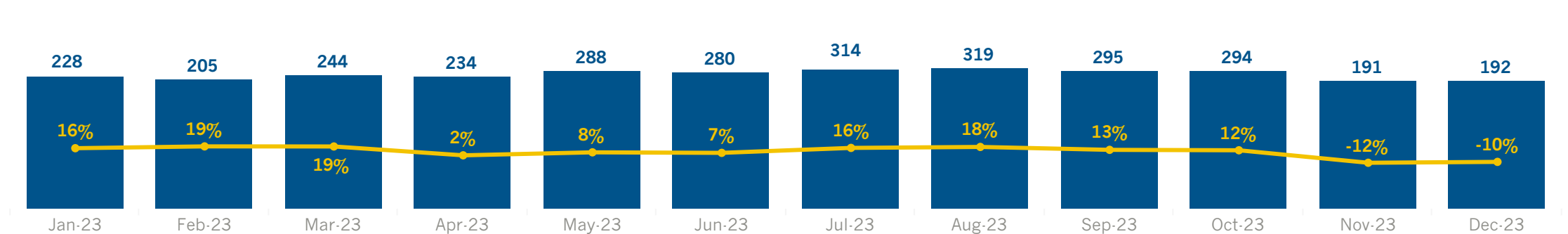
Airlift to California

The charts below shows airlift to California and percent change to 2019 for the focus market.

Germany: Non-Stop Seats to CA (% chg vs 2019)



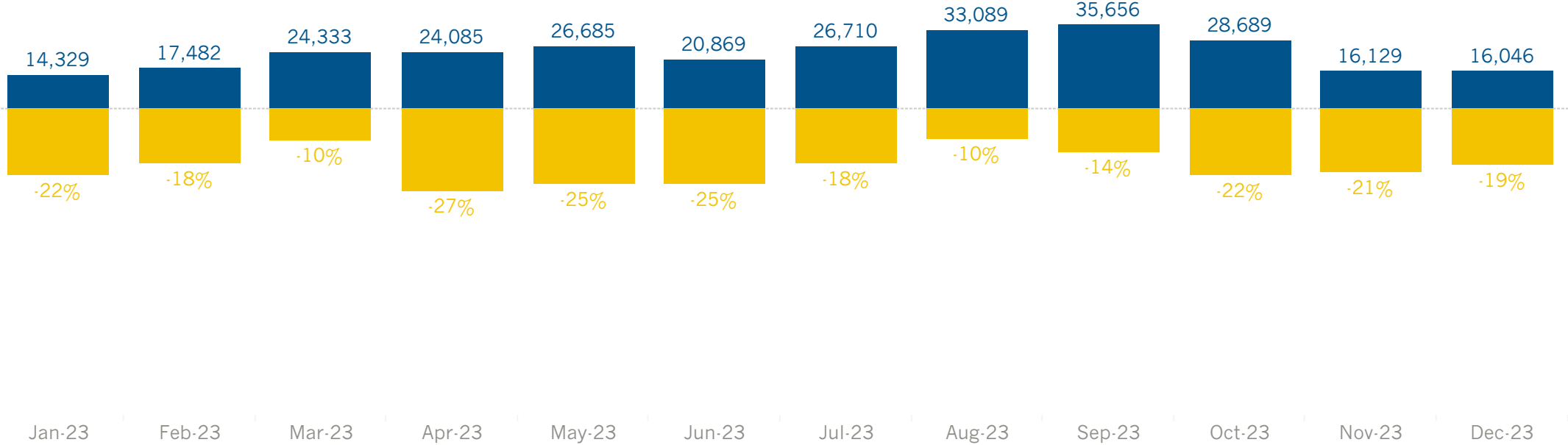
Germany: Non-Stop Flights to CA (% chg vs 2019)



Non-Resident Arrivals to California

The chart below shows non-resident arrivals at California's ports of entry and percent change to 2019 for the focus market.

Germany: Non-Resident Arrivals at CA Ports of Entry (% change vs. 2019)

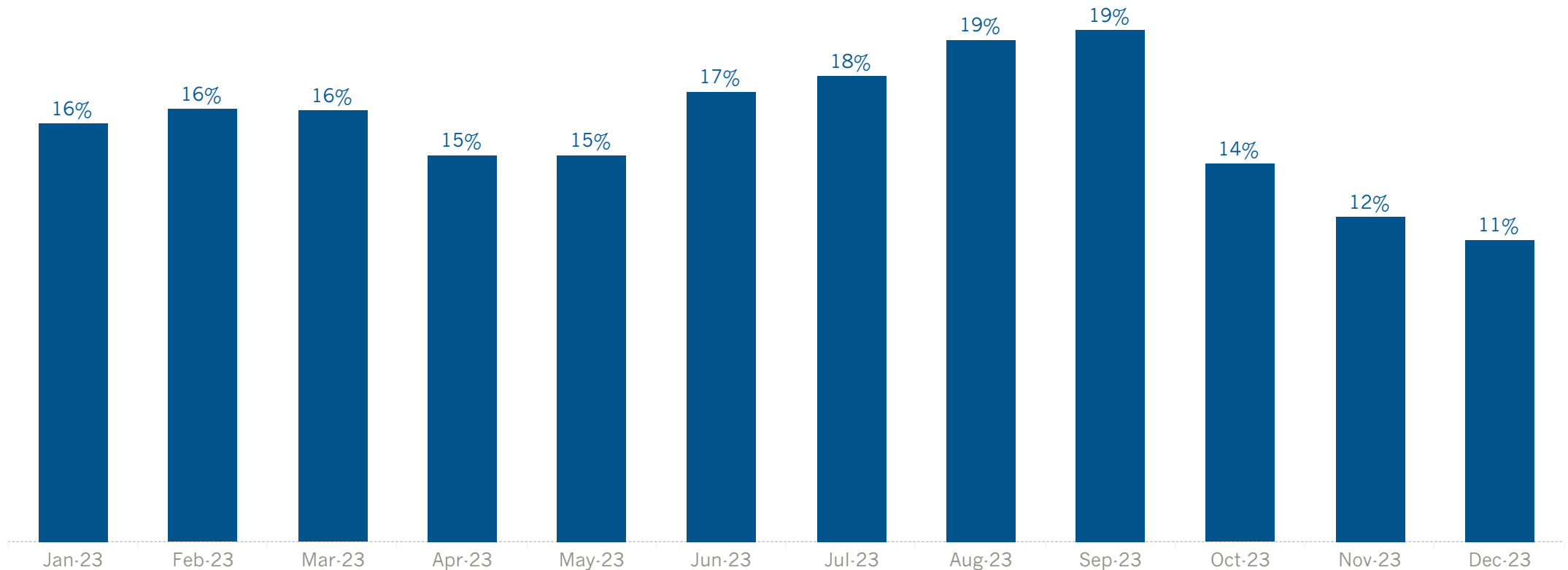


Source: NTT, CIC Research

California's Share of Arrivals

The chart below shows California's share of arrivals from the focus market based on First Intended Address (FIA).

Germany: California Market Share of Arrivals Based on First Intended Address (%)



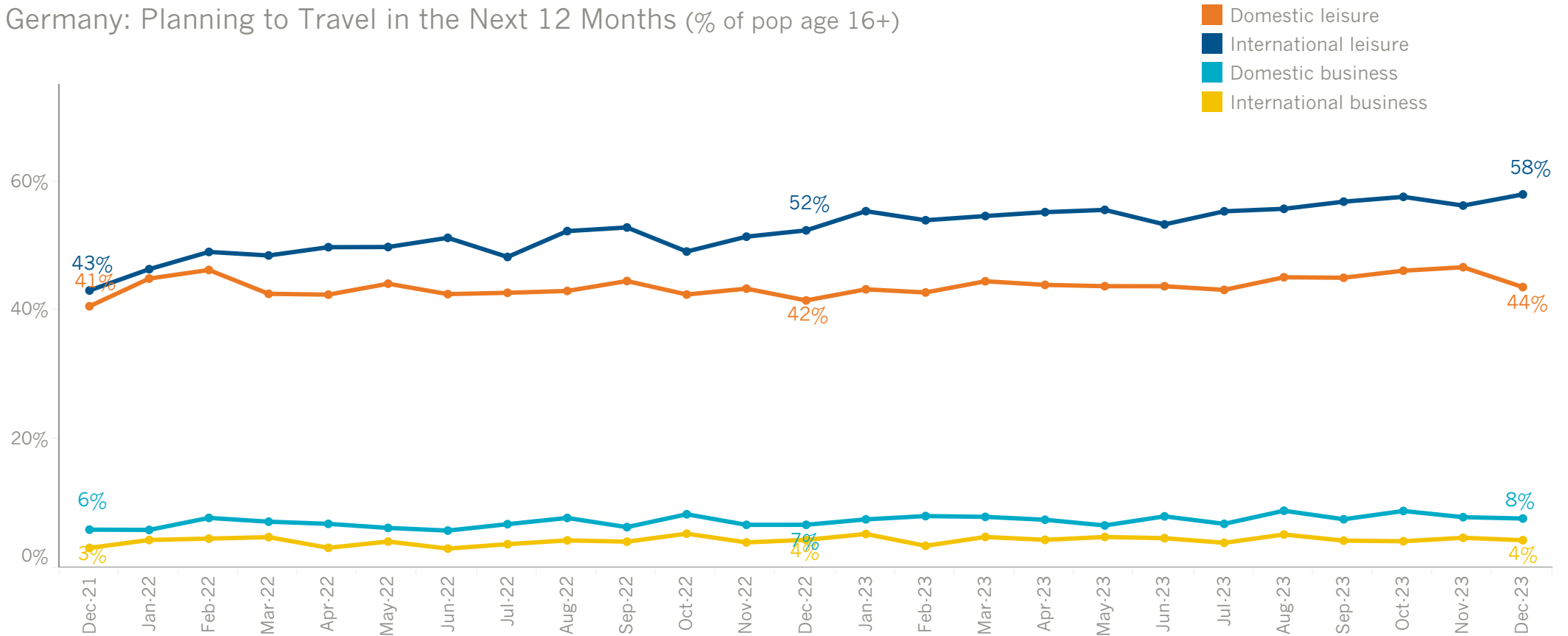
Data reported through: December 2023

Source: NTT/CIC Research

Travel Planned in Next 12 Months

The chart below shows the types of trips planned in the next 12 months for the focus market.

Germany: Planning to Travel in the Next 12 Months (% of pop age 16+)



Q: Which, if any, of the following trips are you planning to take in the next 12 months?

Data reported through: December 2023

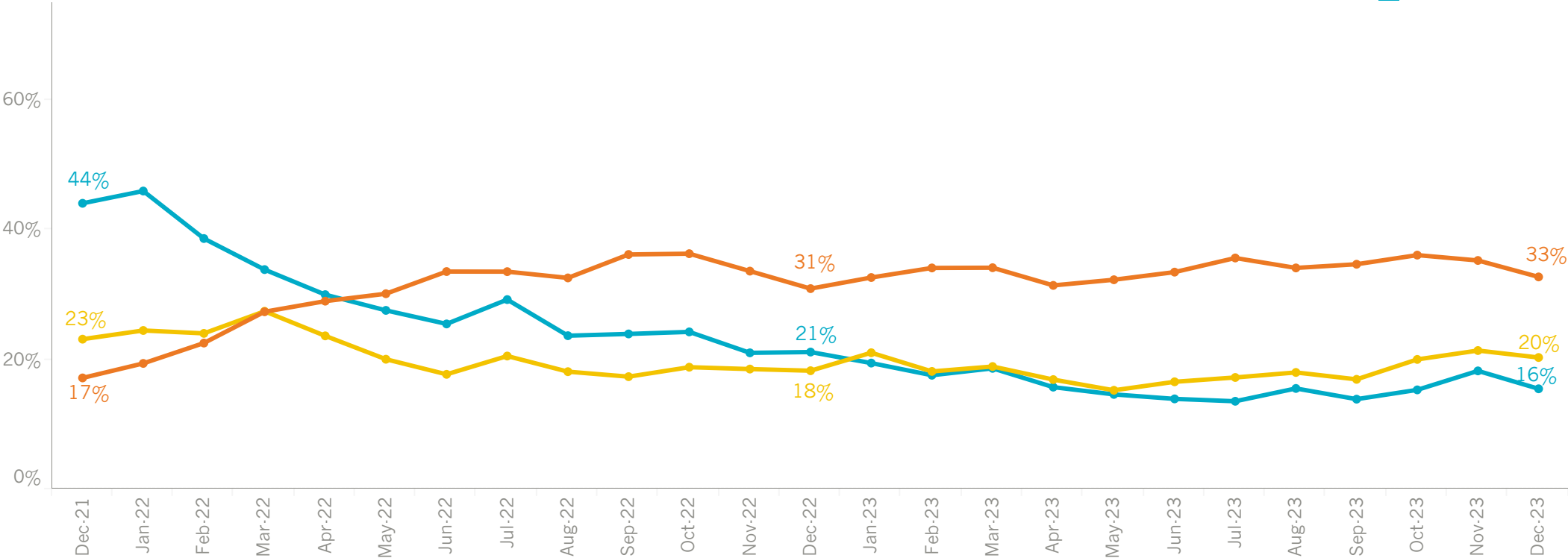
Source: YouGov

Barriers to Travel

The chart below shows perceived barriers to travel among consumers not currently planning an international trip in the focus market.

Germany: Barriers to Travel (% among not planning to travel internationally in next 12 months)

- Price of travel
- Safety
- Health risks



Q: Which, if any, of the below factors are currently preventing you from traveling?

Data reported through: December 2023

Source: YouGov



Audience Insights



Int'l leisure travelers
considering California
"CA Traveler Target"

Audience Profile

The chart shows the incidence of international leisure travelers in the focus market and the subset of international leisure travelers considering California as a destination.

The following audience profile is based on the survey responses over a 12-month period of those consumers considering California as a destination for international leisure travel.

Definitions:

International Leisure Travelers:

Consumers in the focus market planning an international leisure trip in the next 12 months.

Considering California Travelers ("CA Traveler Target"):

Among the consumers in the focus market planning international leisure travel, those who are considering California as destination for travel in the next 12 months.



How to Read the Data

Generation	CA Traveler Target	Index
Gen Z	5%	59
Millennial	51%	115
Gen X	29%	124
Baby Boomer	13%	60

Generation Definitions:

- Gen Z (2000 and later)
- Millennial (1982-1999)
- Gen X (1965-1981)
- Boomer (1946-1964)

Data:

- **CA Traveler Target:** Shows the incidence (%) of the demographic characteristic or travel activity among international leisure travelers considering California as a destination in the focus market.
- **Index:** Compares the incidence (%) of the CA Traveler Target to the incidence (%) of all International Leisure Travelers. For example, an index of 115 indicates that the measure among the CA Traveler Target is 1.15x greater than among International Leisure Travelers in the focus market.



Int'l leisure travelers
considering California
"CA Traveler Target"

Demographic Profile

The chart below shows the demographic profile of the consumer target in the focus market.

Germany

Gender		
	CA Traveler Target	Index
Female	45%	92
Male	55%	108

Marital Status		
	CA Traveler Target	Index
Married	40%	85
Single	33%	128
Living w/ Partner	17%	129

Family Status		
	CA Traveler Target	Index
Children <18	20%	95

Age		
	CA Traveler Target	Index
Age 16-24	15%	149
Age 25-34	23%	129
Age 35-44	16%	102
Age 45-54	22%	106
Age 55+	24%	67

Generation		
	CA Traveler Target	Index
Gen Z	10%	147
Millennial	39%	123
Gen X	33%	101
Baby Boomer	17%	64

Income*		
	CA Traveler Target	Index
Higher income	6%	155
Middle income	51%	104
Lower income	25%	77
Prefer not to say	18%	120

Region		
	CA Traveler Target	Index
North Rhine-Westphalia	21%	97
Bavaria	19%	108
Baden-Wuerttemberg	16%	114
Hesse	9%	119
Lower Saxony	8%	95
Rheinland-Pfalz	6%	121
Berlin	5%	108
Schleswig-Holstein	3%	106
Saxony	3%	66
Brandenburg	3%	98
Hamburg	1%	64

*Income definitions: Higher >200% of median, Middle 75% to 200% of median, Lower <75% of median



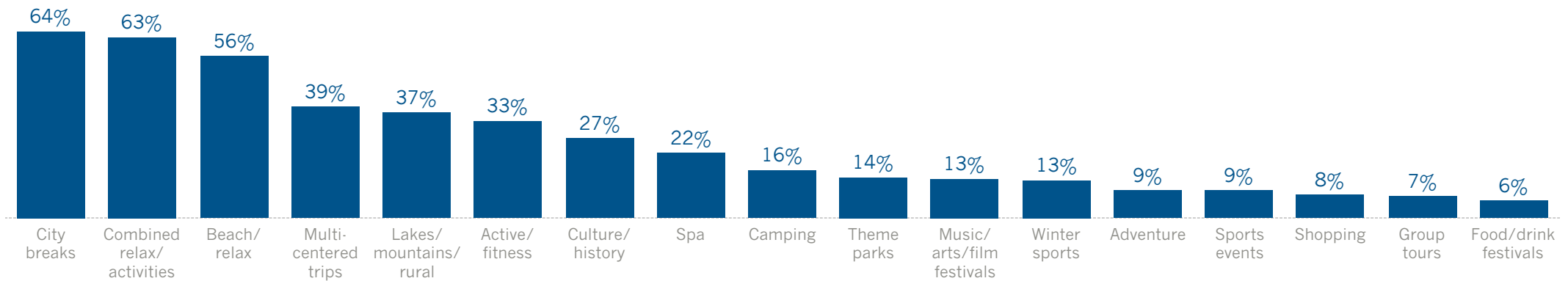
Int'l leisure travelers
considering California
"CA Traveler Target"

Trip Preferences/Characteristics

The chart below shows the typical trip preferences & characteristics of the consumer target in the focus market.

Germany

Trip Type



Traveler Type

	CA Traveler Target	Index
Budget	25%	93
Adventurous	24%	138
All-inclusive	16%	93
Responsible	11%	80
Luxury	7%	133

Travel Party (from most recent vacation)

	CA Traveler Target	Index
My partner	63%	94
Friend(s)	29%	148
My children	29%	103
Other family	19%	137
Solo	7%	92
Other person(s)	4%	137

Q Trip Type: Which of the following types of holidays do you typically take?

Q Traveler Type: Which of the following best describes the type of traveler you are?

Q Travel Party: Thinking about your most recent holiday, which of the following best describes the group or individual you went on holiday with?

Source: YouGov (2023)



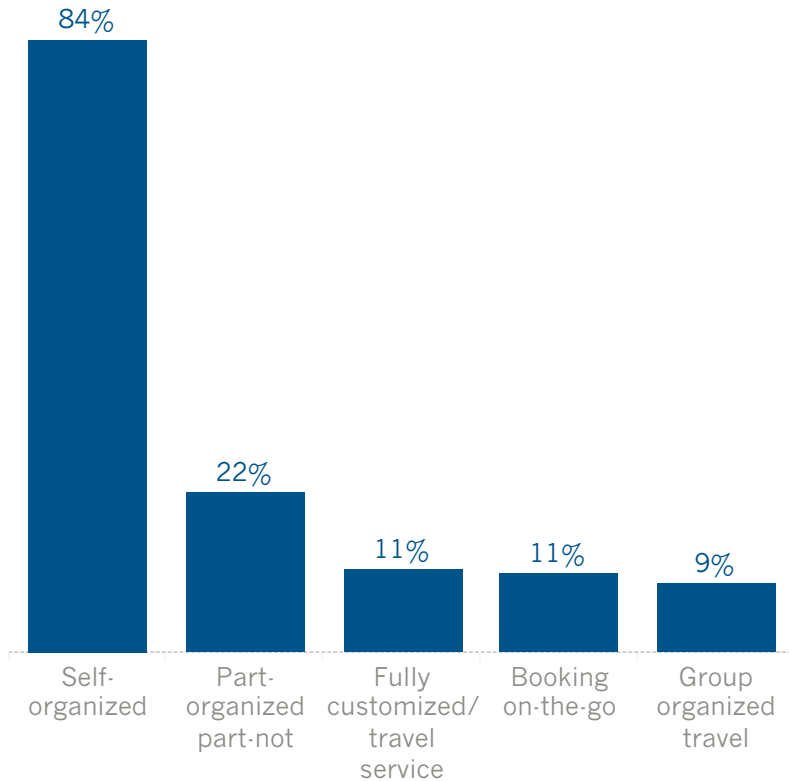
Int'l leisure travelers
considering California
"CA Traveler Target"

Organizing/Planning Methods

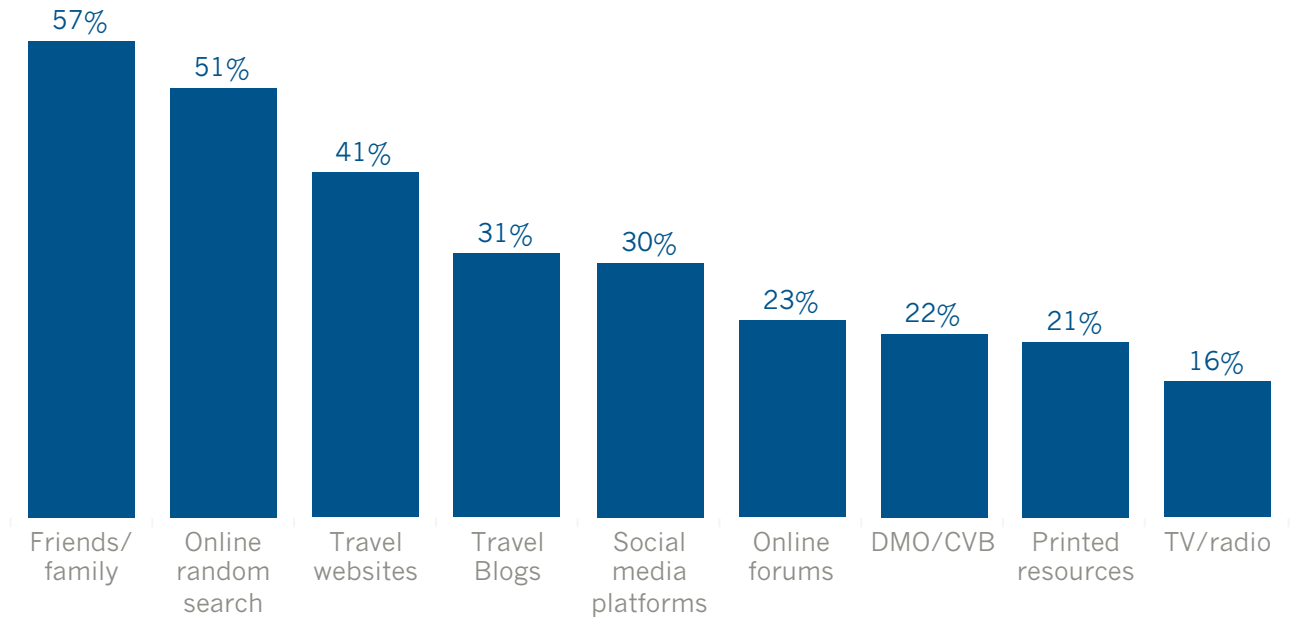
The chart below shows the organizing and planning methods of of the consumer target in the focus market.

Germany

Organizing Travel



Planning Methods



Q Organizing: Which of the following describe how you generally organize your holidays?
Q Planning: Which of the following methods do you generally use to help plan a holiday?

Source: YouGov (2023)



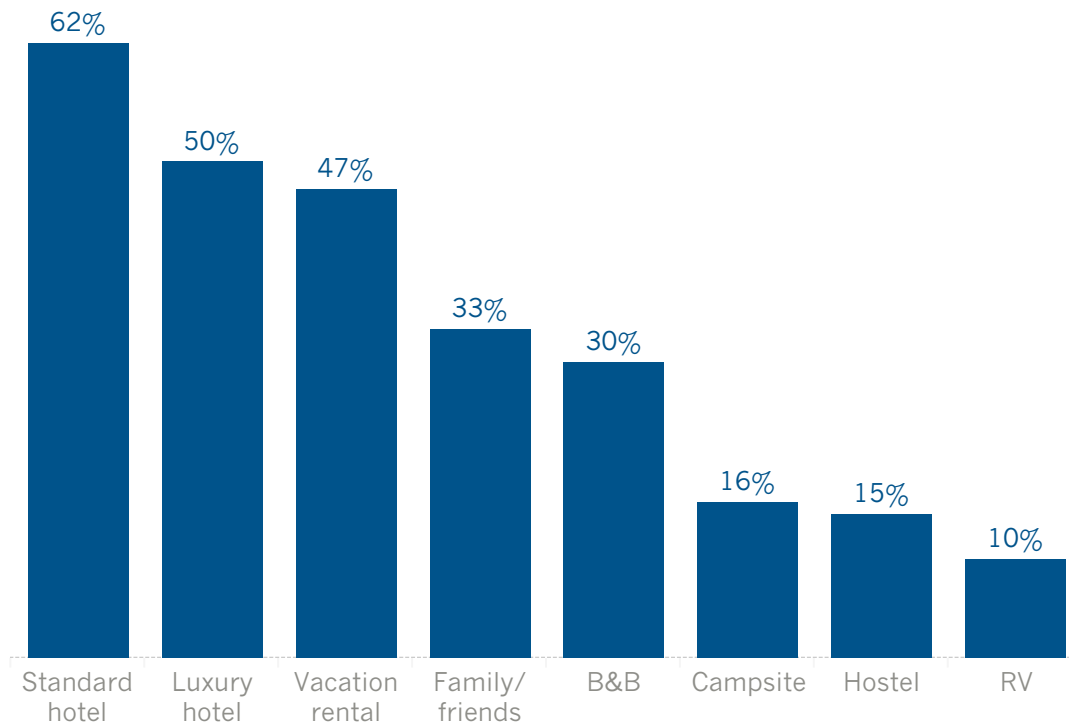
Int'l leisure travelers
considering California
"CA Traveler Target"

Booking Preferences

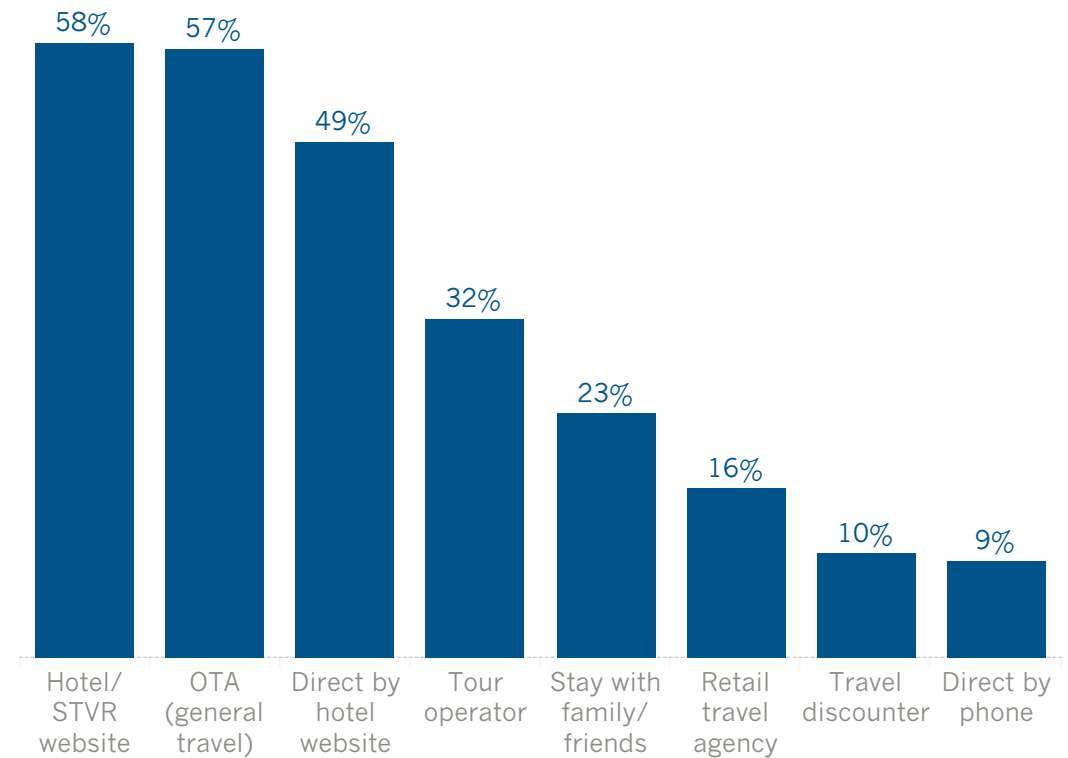
The chart below shows the accommodation preferences of of the consumer target in the focus market.

Germany

Accommodation Preferences



Booking Preferences



Q Accommodation: Which of the following types of accommodations do you typically stay in when you are on holiday?
Q Booking: Which of the following booking methods do you typically use when booking accommodations for the holidays?



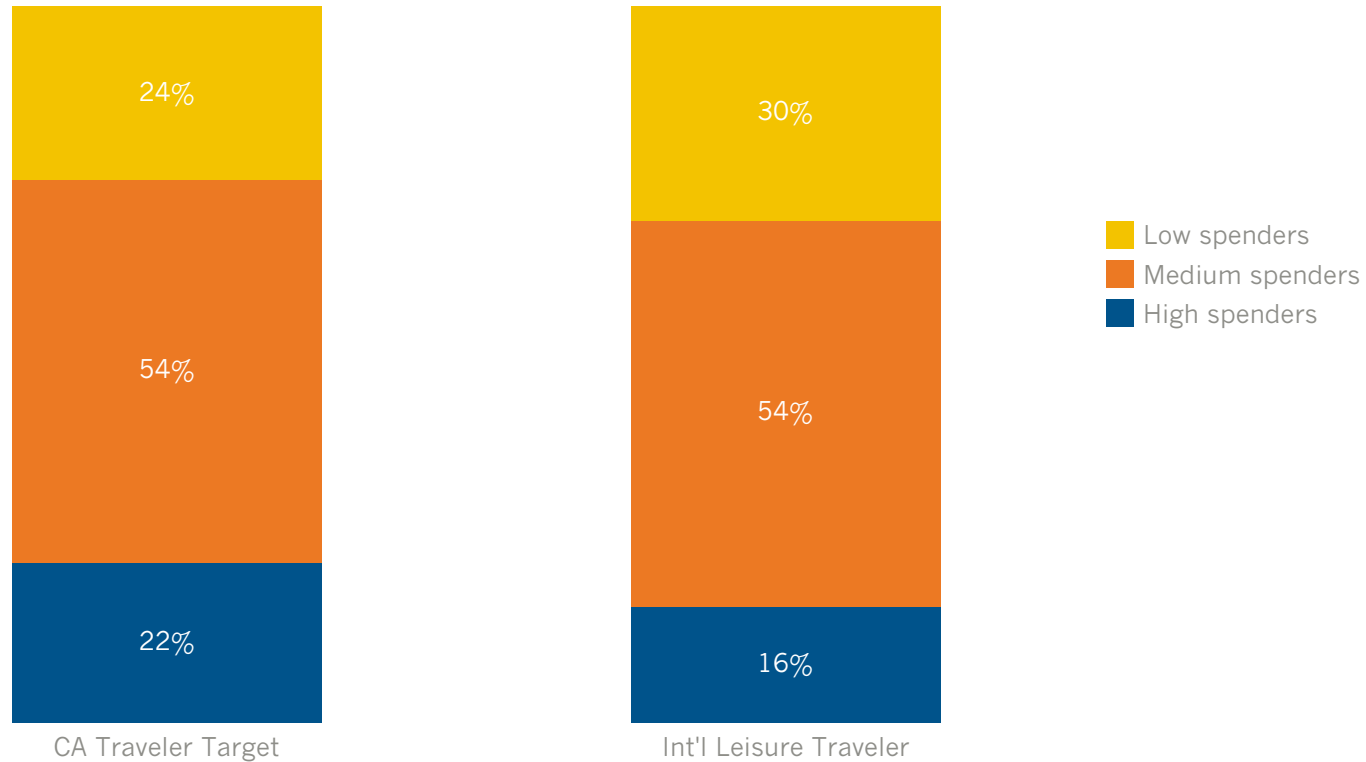
Int'l leisure travelers
considering California
"CA Traveler Target"

Travel Spending

The chart shows the travel spending of the consumer target in the focus market based on the most recent vacation.

Germany

Travel Spending (from most recent vacation)





Int'l leisure travelers
considering California
"CA Traveler Target"

Media & Advertising

The data shows advertising influences and sports preferences of the target consumer in the focus market.

Germany

Advertising Influences		
	CA Traveler Target	Index
Social media	49%	136
Travel websites	41%	130
Online streaming services	35%	140
TV - Free to view channels	33%	130
Billboards	29%	134
Radio	23%	126
Magazines (digital)	23%	139
Local newspaper (physical)	22%	107
Public transport	21%	150
Cinema	20%	153
Direct mail	20%	105
Magazines (physical)	19%	116
Local newspaper (digital)	18%	116
Podcast	18%	177
TV - paid/subscription	17%	149
National newspaper (digital)	16%	138
National newspaper (physical)	15%	139

Sports Watched/Followed		
	CA Traveler Target	Index
Soccer/Football	39%	118
NFL	16%	235
Tennis	13%	121
Basketball	12%	184
Athletics/Track & Field	11%	97
Ice Hockey	10%	129
Swimming	9%	122
Cycling	9%	116
Boxing	7%	119
Running/Marathon	7%	138
Volleyball	5%	140
Baseball	4%	221
Golf	3%	129
Horse Racing	3%	170
Gymnastics	3%	99
Surfing	2%	199
Rugby League	2%	218
Australian Rules Football	2%	295
Cricket	1%	142

Q Advertising: Thinking about your next travel or holiday related purchase,...where would you advertise to catch your attention?

Q Sports: Which of the following sports do you watch or follow?

Source: YouGov (2023)



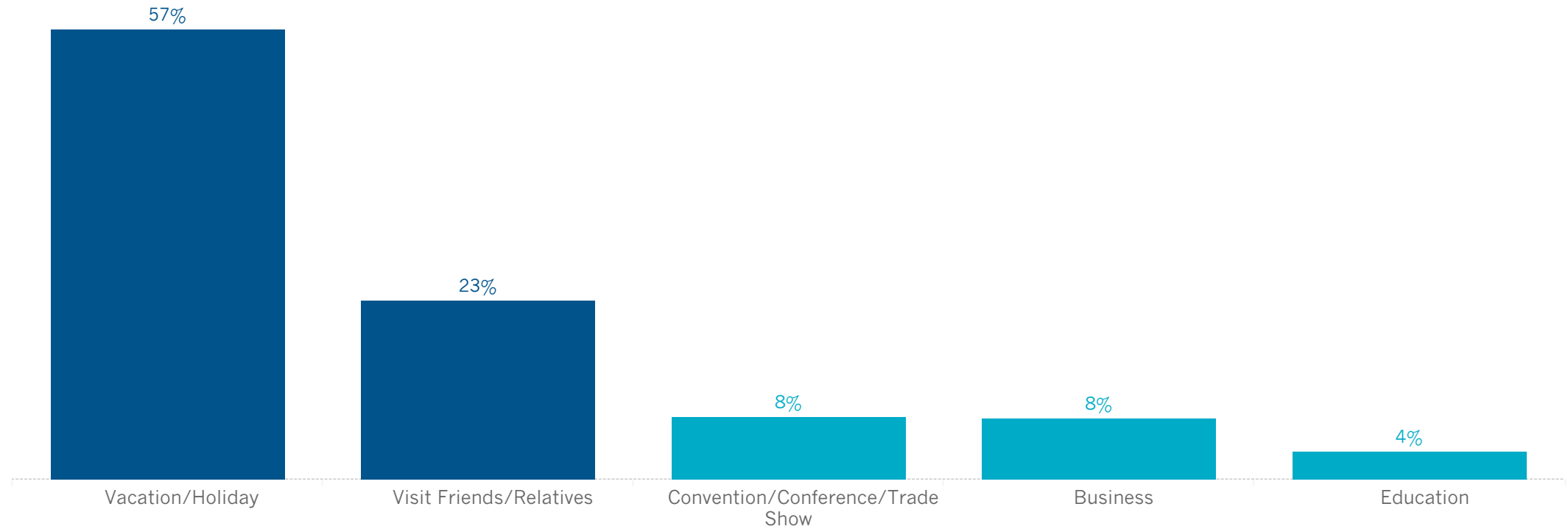
California Travelers & California Trip Characteristics

Main Purpose of Trip

The chart below shows the main purpose of the trip among travelers in the focus market.

Germany

Main Purpose of Trip

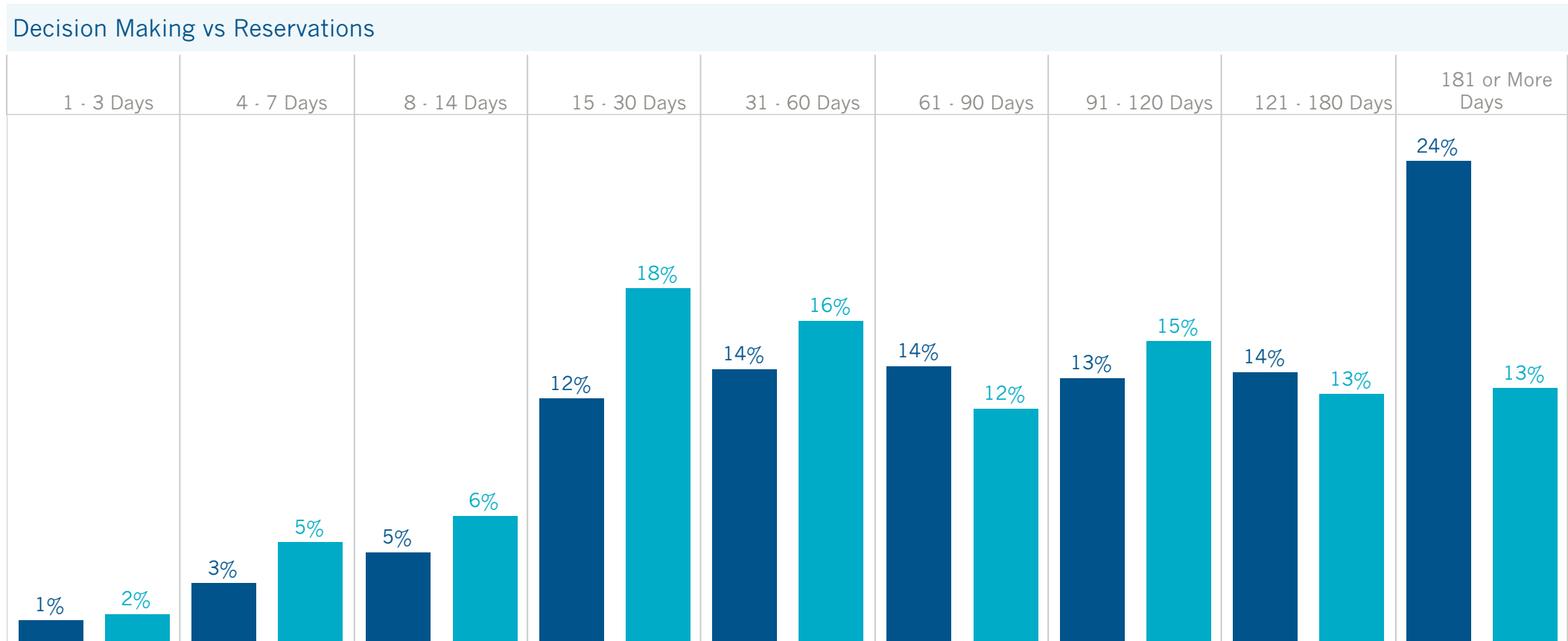




Decision Making vs Reservations

The chart below shows the timeframe for making the decision to travel and making the reservations among travelers in the focus market..

Germany



- How many days prior to departure did you make the decision to travel?
- How many days prior to departure did you make air travel reservations?

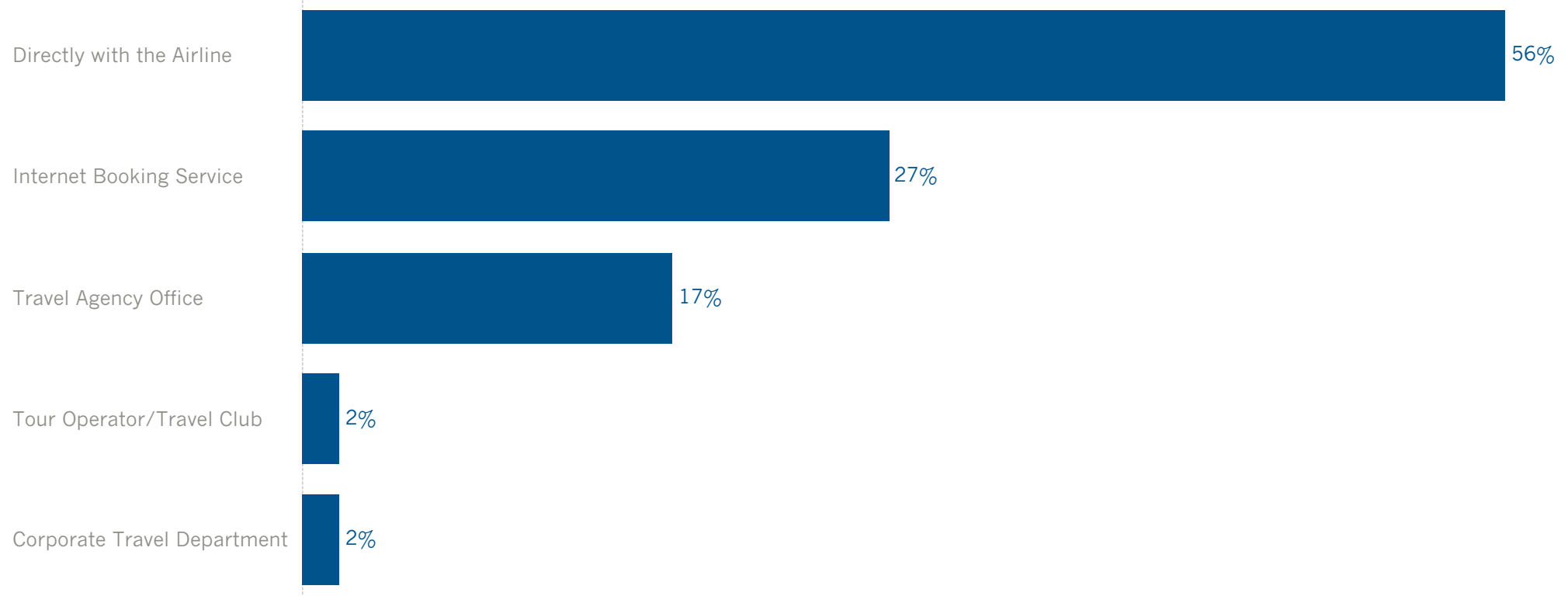


Airline Reservations

The chart below shows how airline reservations were made for the trip among travelers in the focus market.

Germany

Airline Reservations



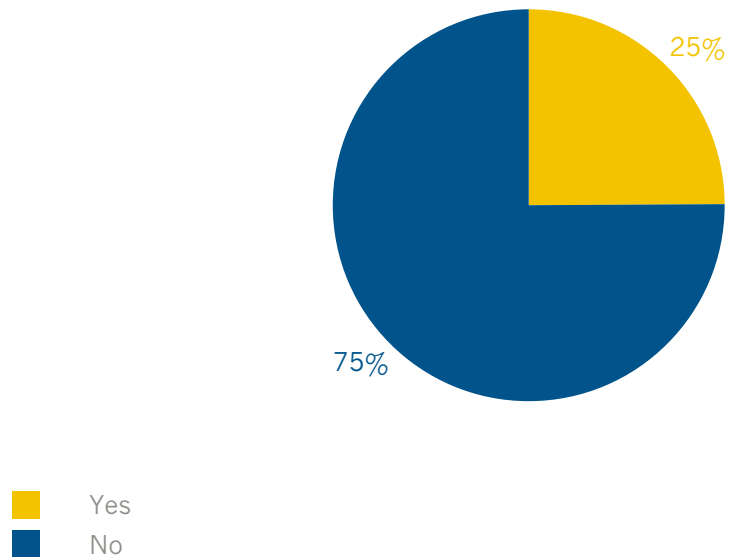


First/Repeat Visitation, Travel Party Size

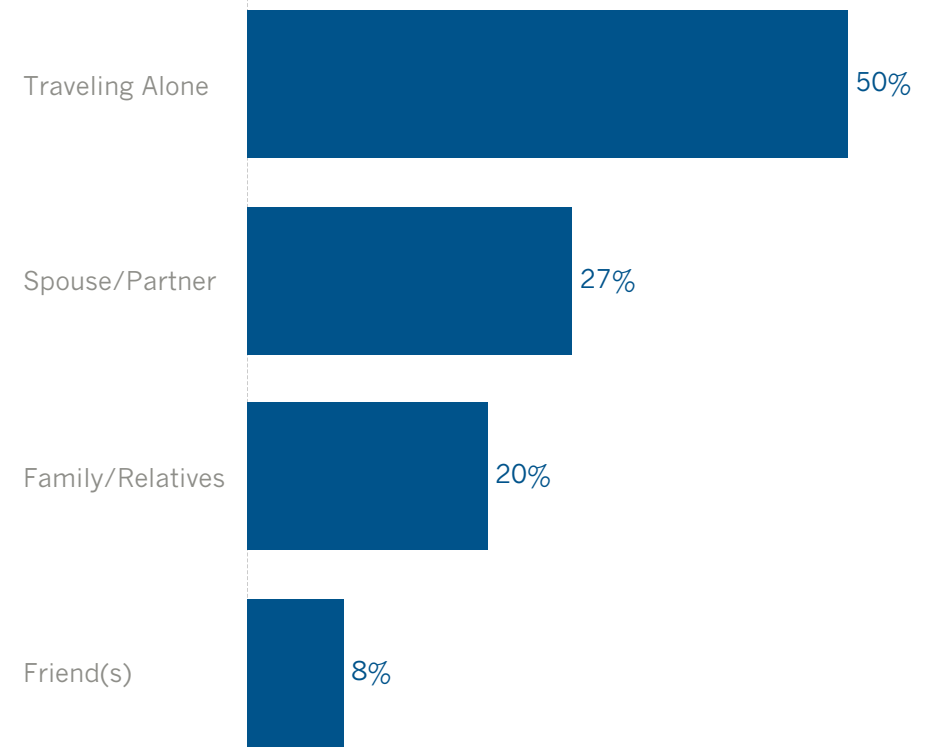
The charts below show first-time and repeat visitation and travel party size among travelers from the focus market.

Germany

First trip to the US



Travel Companion



Q: Is this your first trip by air to the US?
Q: With whom are you travelling now?

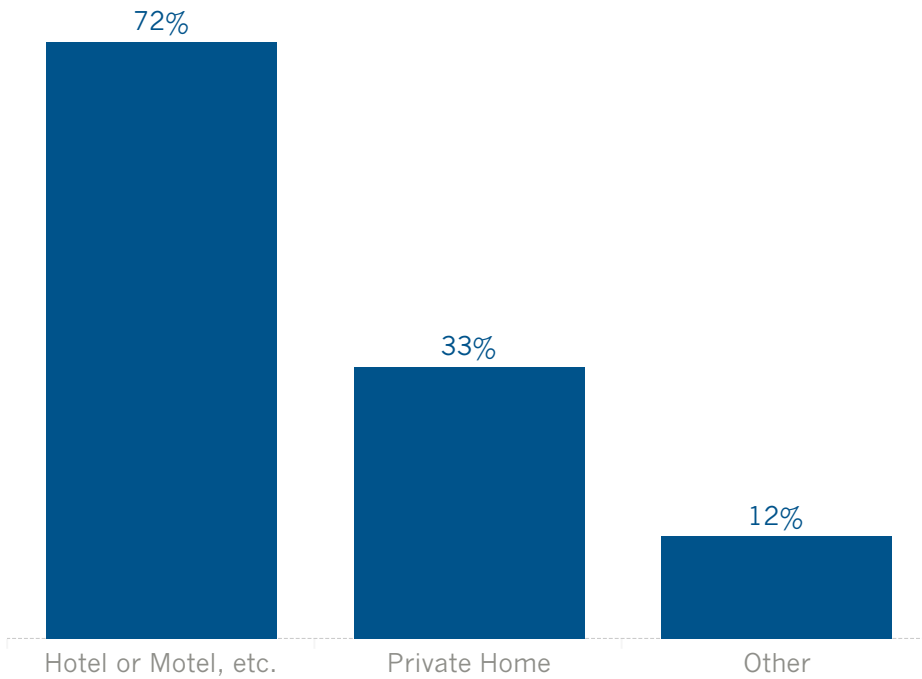


Types of Accommodations & Nights

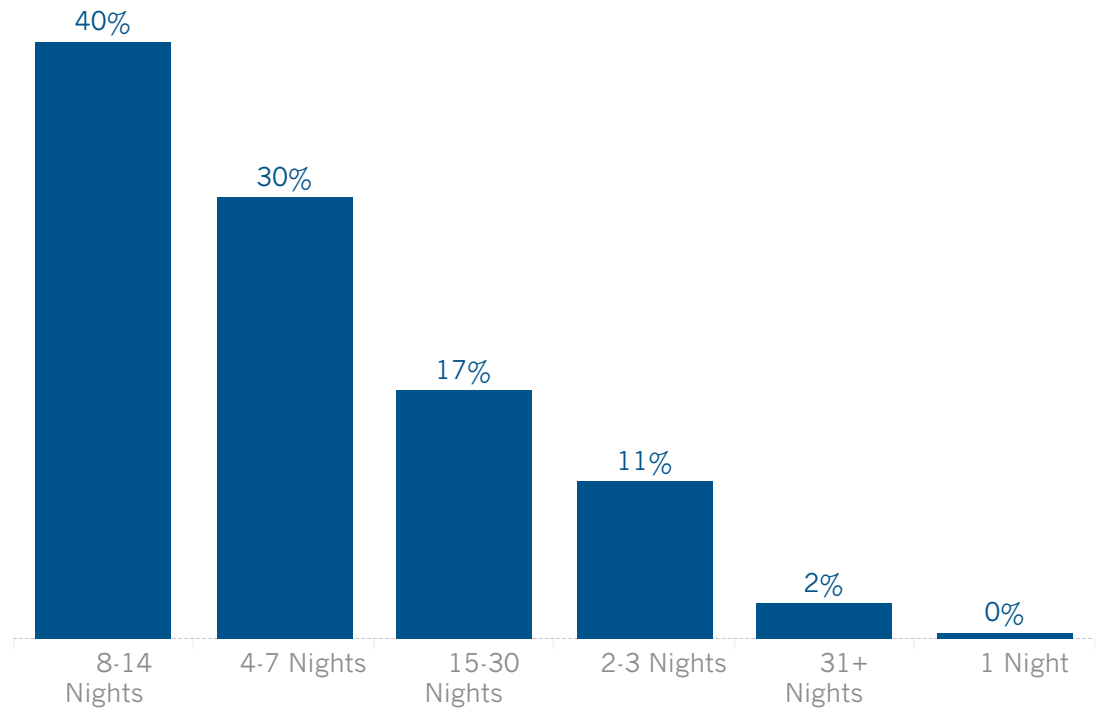
The charts below show types of accommodations stayed in and number of nights in destination among travelers from the focus market.

Germany

Types of Accommodations



Nights in Destination



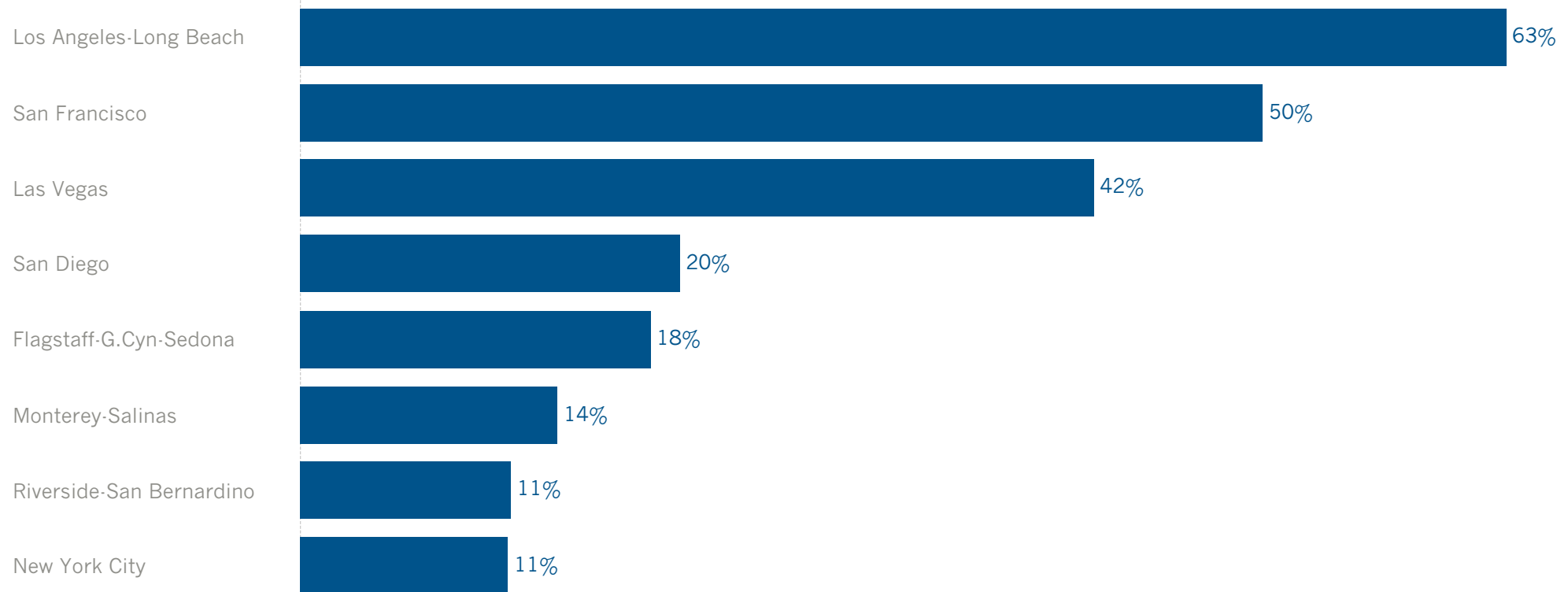


Destinations Visited

The chart below shows the U.S. destinations visited on a trip among travelers from the focus market.

Germany

US Destinations visited



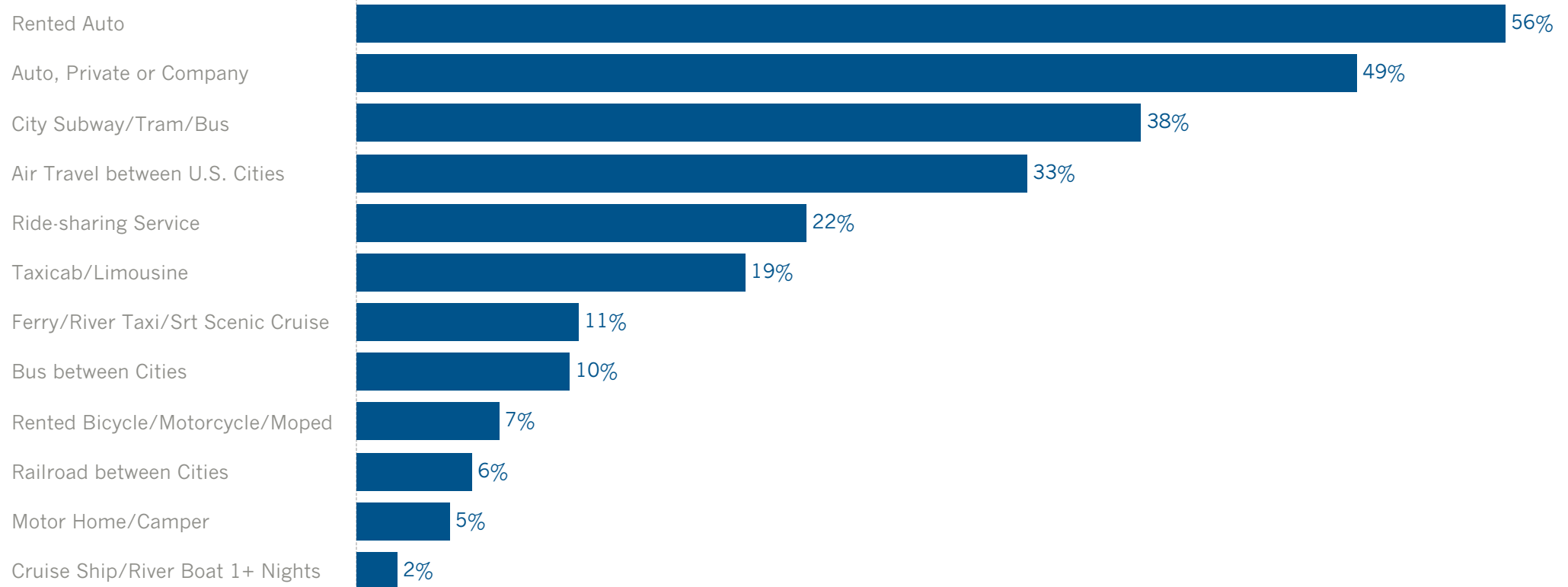


Transportation

The chart below shows the types of transportation used on the trip among travelers in the focus market.

Germany

Types of Transportation

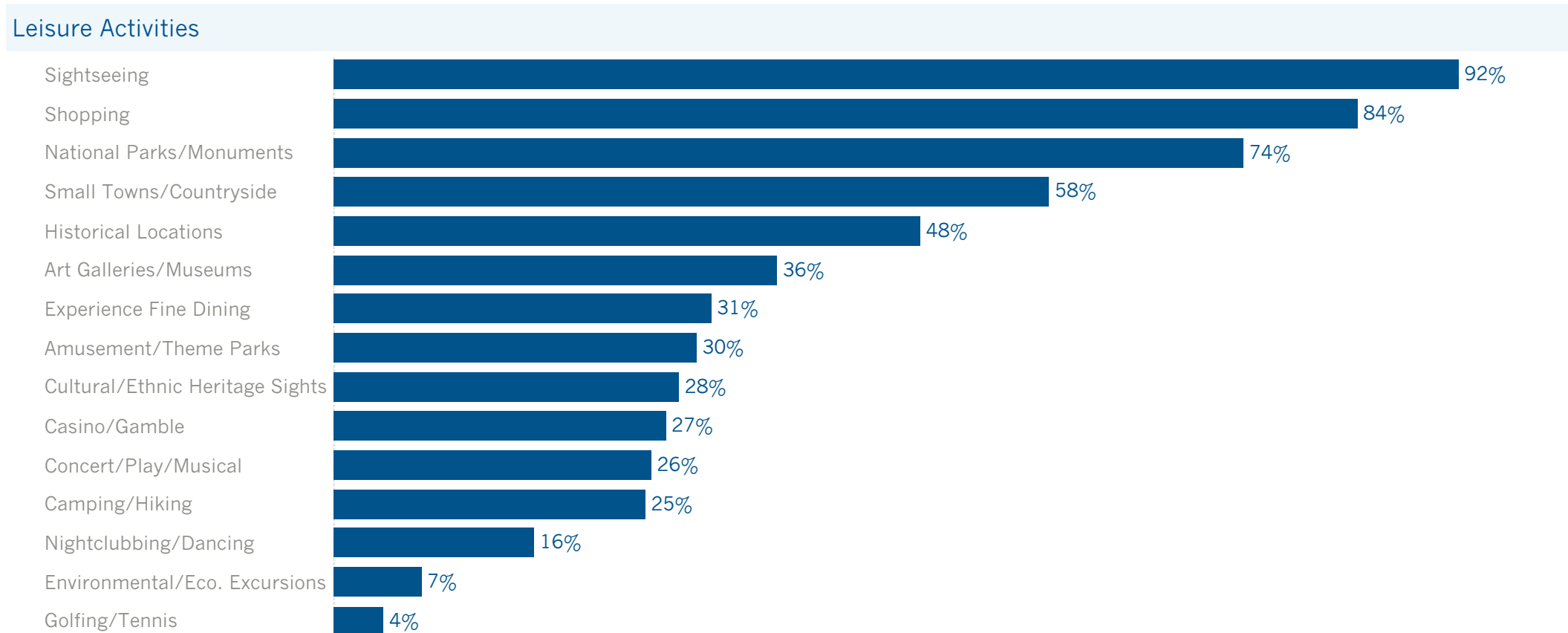




Activities

The chart below shows the leisure activities engaged in on a U.S. trip among travelers to California from the focus market.

Germany





Expenditures in the US

The chart below shows mean expenditures by category among travelers to California from the focus market.

Germany

Expenditures per visitor

